

Premium Twin-Air Sizer® II



Congratulations on your purchase of this Twin-Air Sizer® II Balloon Inflator. This machine incorporates Premium's superior quality and technology to provide an affordable, electric inflator, designed to provide years of trouble free inflation.

This booklet contains:

- *Operating Instructions*
- *Safety Instructions*
- *Registration & Warranty Information*

Please read carefully, register your Twin-Air Sizer® II Balloon Inflator, and keep booklet in a safe place.

Espanol



Français



Deutsch



Italiano



Русский



www.premiumballoon.com

The Twin-Air Sizer® II is still the most powerful digital inflator to accurately size all latex balloons for decoration and all modeling balloons, but now, the TAS II also,

**Inflates 25% Faster, is 30% Quieter, and it weighs 10% Less!
It can also run nearly 300-hours continuously without overheating!**

The Twin-Air Sizer® II digitally inflates modeling balloons as well as 5" and larger latex balloons and accurately size 1 or 2 latex balloons at one time, and it's powerful enough to inflate a balloon inside a balloon. The Twin-Air Sizer® II timer never needs recalibrated, and can now roll over from 9.9-seconds back to zero without going backwards. Also, the cycle counter will subtract one balloon from the count with a simple touch of the button, or can be reset to zero.

OPERATING INSTRUCTIONS

Two Nozzles for 9"
and larger Inflation

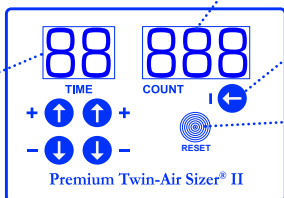
Two Nozzles for
5" Inflation

Two Nozzles for
260 Inflation

Two Nozzles for
160 Inflation

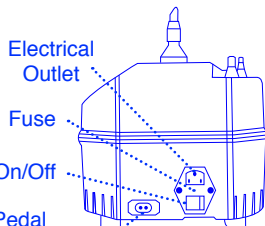
Counter

Timer
(Seconds
& Tenths)



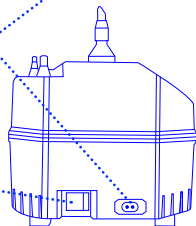
Tap to
Decrease

Reset
Button



Foot-Pedal
Sockets
Left Side for
Continuous
Inflation

Continued
Inflating
On/Off



1. Plug your Twin-Air Sizer® II Inflator into wall socket and position machine on a flat, level, dry surface.
2. The Twin-Air Sizer® II was designed to easily and accurately size and inflate all sizes of latex balloons. Simply set the desired inflation time in seconds and tenths of seconds, put balloons on nozzles, depress the foot pedal, and inflate. Different sized adaptor nozzles are included for a variety of sizes of latex balloons.
3. Never block the air inlet vents. Do not block air outlet except for normal balloon inflation usage.
4. Although all motors are thoroughly tested at our manufacturing facility, heavy use will cause further curing of motor windings. The curing gives off a burning smell and is typical for wound motors. This smell will quickly dissipate after a few heavy uses.
5. Do not immerse this product in water, allow it to fall, put heavy weight over it, or dismantle it. If this product is damaged due to above-mentioned reasons, it is not covered in the warranty.
6. This product uses AC 120 / 60HZ AC 230 / 50HZ voltage. Do not use under other voltage to prevent serious damage to motor and product. And it is considered misuse and damages are not covered under warranty.

Twin-Air Sizer® II is available in 120-volt units and in CE Approved 230-volt units for the European, UK, and Australian markets. Also EPCS Approved for Australia/New Zealand.

SAFETY INSTRUCTIONS

1. **Warning** – To prevent fire or shock. **Do Not** expose unit to water or moisture.
2. **Warning - Do Not** place hands, face, or any other objects over the inflation nozzle air discharge hole.
3. **Warning – Do Not** obstruct the inflation nozzle in any way or the air intake and discharge vents located at the bottom of the inflator.
4. To reduce risk of electric shock, unplug inflator before any external cleaning.
5. **Do Not** operate unit with damaged cord or plug. If power cord is damaged, it should only be replaced by authorized service personnel.
6. **Do Not** operate unit with damaged cord or plug. If power cord is damaged, it should only be replaced by authorized service personnel.
7. Make sure cord is situated so that it will not be stepped on, tripped over, or subject to damage or stress.
8. Operate your Twin-Air Sizer® II Inflator only on a flat, level, dry surface.

Premium Balloon Accessories® (PBA)

One (1) Year Conditional Warranty (Subject to proper, intended use)

In order to ‘activate your warranty’ you must register your Twin-Air Sizer® II at www.premiumballoon.com

The Twin-Air Sizer® II was designed by, and manufactured for Premium Balloon Accessories® (PBA), under Exclusive License, is warranted against defects in material and workmanship for one year following the date of purchase if operated in accordance with PBA's printed recommendations and instructions. This warranty does not cover any defects or damages caused by unauthorized service or repair, or by damage to the Twin-Air Sizer® II from misuse or abuse.

If the Twin-Air Sizer® II housing has been opened, it will automatically void the warranty.

PBA SHALL NOT IN ANY EVENT BE LIABLE FOR ANY INCIDENTAL OR CONSEQUENTIAL DAMAGES OF ANY KIND, WHETHER FOR BREACH OF WARRANTY OR ANY OTHER REASON.

If your Twin-Air Sizer® II is defective under warranty guidelines during the warranty period, please visit www.premiumballoon.com and double click the Inflator Warranty Option and view PBA's trouble shooting tips. If this does not resolve the problem, complete the online service request information form to receive a **Return Authorization Number**. If you do not have internet access, contact PBA in the U.S.A. at +1-330-239-4547 or fax to +1-330-239-4488. To receive your Return Authorization Number please have the following information ready when contacting PBA:

- Date of Purchase
- Name and contact info for PBA Distributor where the unit was purchased
- Twin-Air Sizer® II Inflator serial number
- Exact details of Twin-Air Sizer® II Inflator problem

IMPORTANT:

All products returned to PBA – for warranty repair – will not be accepted without a valid PBA Return Authorization Number.



www.premiumballoon.com